



ACJA / LAE

National and Regional Firearms Competition

Adopted 2008

National Competition Standards

- These are the standardized rules, they have been approved by the National Executive Board.

NATIONAL COMPETITION STANDARDS RANGE SAFETY RULES




Weapons and Security:

- All competitors are liable and responsible for the care and handling of their own firearms in a safe and secure manner. Weapons will not be publicly worn or displayed at any time except on the firing line. No food or drinks will be allowed on the firing line. No alcoholic beverages will be allowed on the range. Anyone involved in the firearms competition shall not consume alcoholic beverages during the eight-hour period immediately preceding the beginning of the firearms competition. In the case when the Safety Meeting takes place on the same day as the competition, the beginning of the meeting shall be considered as the beginning of the competition.



RANGE SAFETY RULES



2. Eye protection, ear protection, and hat will be worn on the firing line during all firing; ***there are no exceptions.***

3. Only the shooter called to fire will be allowed on the firing line (i.e. no coaches).

4. Pay strict attention to the Range Officers while on the firing line. Do not anticipate the range commands as called by the Range Safety Officer.

Range Safety Rules

5. No loaded weapons will be allowed on the range other than on the firing line; weapons will be loaded on the firing line, and only after the proper commands have been given.
6. All weapons will remain in holsters or carrying cases until the shooters are on the firing line and ready to fire. Weapons will be pointed down-range at all times when not in a holster or carrying case.

Range Safety Rules

7. No dry firing will be allowed without the consent of the Range Safety Officer.
8. All firing will be conducted from the “Low Ready” position, with the weapon pointed at the ground at an angle of 45 degrees in front of the shooter, down-range with the finger off the trigger (indexed). Weapons will remain holstered until the command “load and make ready,” is given by the Range Officer.

Range Safety Rules

9. Shooters should report to the firing line when called, with all equipment necessary to fire the course; shooters will not delay the start of a relay by tardiness. Tardy shooters will be required to wait until the next available open relay.
10. There will be a safety inspection of all weapons prior to going on the firing line. Weapons determined to be unsafe will not be allowed on the range.

Range Safety Rules

11. Final decision regarding the safety of a weapon will be made by the Range Master or designee (Firearm Inspection Officer).
12. Strict discipline must be maintained on the range. Carelessness cannot and will not be tolerated. Violation of any of the above rules, or the commission of any other act considered by the Range Officers to be unsafe, may result in immediate disqualification and removal from the range.

Range Safety Rules

13. All decisions of the Range Master are final and are not subject to appeal.
14. Each competitor must sign a copy of these rules indicating he/she has read and understands each of the above safety rules. No shooter will be allowed to compete until this signed statement is received by the Range Master. Each competitor must have their copy of said statement and their release of liability form in their possession at the time of the competition, or they will not be allowed to compete.

National Competition Standards Liability Waiver

- Waivers that have been altered in any fashion by the competitor will not be accepted!! Any competitor who fails or refuses to sign the waiver form before the firearms competition, or does not have both forms in their possession at the time of the competition, will not be allowed to compete.

National Competition Standards Liability

- Competitors are responsible and liable for any misuse or mishandling of firearms. Competitors assume all responsibility and risks upon registering for the event.
- All competitors are required to sign a waiver of Liability / Indemnification Agreement and Statement of Competency before being allowed on the firing line.
- The Statement of Competency will attest that the competitor has completed a basic firearms course and achieved a minimum score of 240 on the ACJA-LAE course of fire (a minimum score of 300 is strongly recommended). Advisors must attest the competency of their students by co-signing a statement of competency.

Explanation of Terms

- Range Master – Ranking Range Official, responsible for overseeing all aspects of the firearms competition, interpretation of rules, and resolution of issues and conflicts.
- Range Safety Officer – Ranking Range Officer, responsible for announcing the course of fire and each stage, and overseeing the Range Officers on the firing line.

Explanation of Terms

- Range Officer – responsible for directly overseeing the actions and safety of the individual competitor on the firing line.
- Scoring Coordinator – ranking scorekeeper, responsible for overseeing the scorekeepers and recording of scores.
- Firearms Inspection Officer – responsible for inspecting a competitors firearm to ensure it meets the specifications for use in the competition, as well as ensuring the competitor has all equipment necessary to compete.

Competitors must have the following to shoot in the competition

- A. Hearing protection, eye protection, and hat.
- B. Authorized Firearm
- C. 3 magazines or speedloaders for said firearm
- D. Authorized strong side holster for firearm
- E. Magazine or speedloader holders attached to belt
- F. Picture ID and Conference Badge
- G. Yellow copies of Liability Release and Shooting Release
- H. Shooter Scorecard

National Competition Standards Weapons

An exploded view diagram of a handgun, showing various components like the barrel, slide, frame, magazine, and trigger assembly. The diagram is rendered in a light blue/white color against a dark background.

- **Weapons**: Weapons to be used in the match must meet the following specifications:
 - Semi-automatic or double-action revolver, 9mm to .45 caliber (semi-automatics will only load 6 rounds per magazine)
 - Three to six inch barrel length
 - No electronic or dot-type (i.e., Aimpoint etc.) sights
 - Trigger pull must not be less than two and one-half pounds
 - Weapon must be usable as a standard police duty weapon
 - No after market compensators, porting, or Bull Barrels are permitted.

National Competition Standards

- **Ammunition**: Only *commercially manufactured ammunition* is accepted and allowed; magnum, +P, or +P+ ammunition is not allowed. Ammunition must be duty or training style (Hollow point, FMJ, round nose, or semi-wadcutter), no competition ammunition will be allowed. All ammunition will be inspected and approved by the Firearm Inspection Officer at the time of the firearm inspection. All ammunition must be provided by the competitor unless otherwise noted by the Conference Director.

9mm

38 special

40 S&W

45 auto

National Competition Standards

Ammunition

- Ammunition will be carried on the person of the competitor. Competitors will not be allowed to set any additional equipment on the ground on the firing line. Magazines and speed-loaders will not be loaded prior to the command to prepare magazines or speed-loaders. Revolver shooters will use speed-loaders to load their firearms at all times, even the initial six rounds for each stage. This practice will assure a uniformity of status across the firing line, and will increase safety.

National Competition Standards Holsters

- Weapons will be carried to and from the firing line in a holster.
- The holster will be designed to properly fit the weapon carried in it.
- The holster will be of a type to be worn on the shooter's strong side, outside of the pants, with a retaining device, and attached to the belt. (This means that a cross-draw, ankle, competition, quick-draw and shoulder holsters are not permitted.)

Inspection Protocol for Revolvers

- A competitors revolver will be handed to the Firearm Inspection Officer with the cylinder in the open position.
- Firearm Inspection Officer
 - Completes Safety Clearance Check
 - Inspects muzzle crown and barrel for obstructions and burrs
 - Inspects for free movement of cylinder and depression of ejector rod
 - Closes cylinder, checks that cylinder locks into frame, and locks into alignment with barrel
 - Cocks hammer, checks cylinder turn, and that hammer locks back with no push-off
 - Releases hammer
 - Checks trigger pull with gauge
 - Opens cylinder
 - Completes Safety Clearance Check
 - Inspects ammunition to insure that it follows regulations
 - Returns revolver and ammunition separately

Inspection Protocol for Auto-Loaders



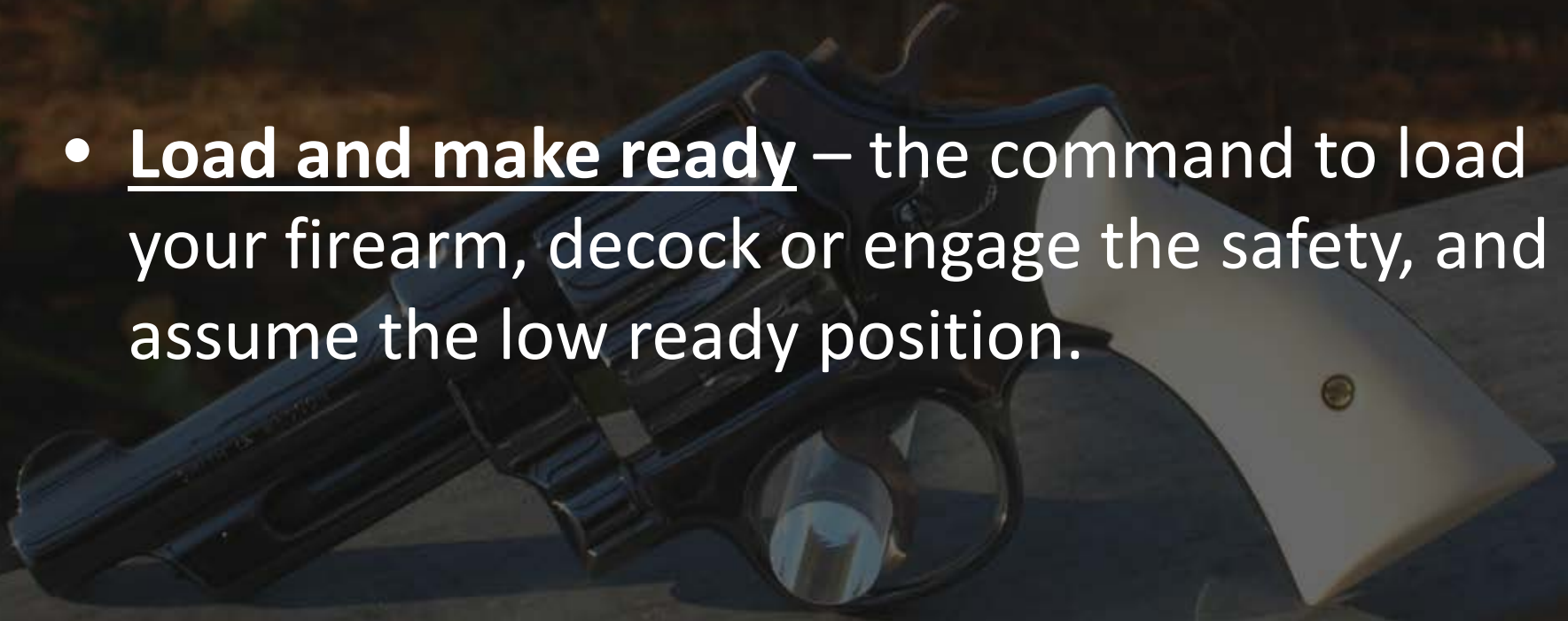
- **A competitors Auto-loading pistol will be handed to the Firearm Inspection Officer locked in open position, with magazine and ammunition separately.**
- **Firearm Inspection Officer**
 - Completes Safety Clearance Check
 - Inspects muzzle crown and feed ramp for obstructions or burrs
 - Inspects barrel for obstructions with rod
 - Releases slide with slide stop, locks slide back with stop
 - Releases slide, checks de-cocker, single action only safety, or double action only mechanism
 - Inserts magazine to insure seating, pulls back slide to insure that it will lock on an empty magazine, releases magazine to insure freefall
 - Checks trigger pull with gauge
 - Completes Safety Clearance Check
 - Inspects ammunition to insure that it follows regulations
 - Returns pistol, ammunition, and magazine separately

Course of Fire

<u>Stage</u>	<u>Distance</u>	<u>Position</u>	<u># Rounds / Method</u>	<u>Time</u>
1	7 Yards	Standing, 2-Handed	12 (DA)	25 sec.
2	15 Yards	Standing, 2-Handed	12 (DA)	25 sec.
3	15 Yards	Kneeling	6 (DA/SA)	60 sec.
		Barricade, Left-Hand	6 (DA/SA)	
		Barricade, Right-Hand	6 (DA/SA)	
4	25 Yards	Standing, 2-Handed	6 (DA)	12 sec.

Explanation of Positions


- Load and make ready – the command to load your firearm, decock or engage the safety, and assume the low ready position.



Explanation of Positions

- **Low Ready Position:** Firearm at a 45-degree angle, pointed toward the ground and down range with safety engaged (single action) or decocked double action), with the trigger finger “indexed” outside of the trigger guard.

Low Ready Position



Explanation of Positions



- **Standing Unsupported**: Standing position in which all portions of the shooters hands, arms, body, clothing and firearms are free from artificial support. Nor shall any portion of the shooter's body rest upon or touch the ground in advance of the firing line.

Standing Unsupported



Explanation of Positions

- **Kneeling Position**: at least one knee on the ground, with no part of the buttocks touching the ground; this position is fired with no external support. (i.e. Barricades may not be used)

Kneeling Position



Improper Kneeling Position



Explanation of Positions

- **Left Hand Barricade**: Firearm will be held by the shooters left hand on the left side of the barricade.

Left Hand Barricade




Explanation of Positions

- **Right Hand Barricade**: Firearm will be held by the shooters right hand on the right side of the barricade.



Right Hand Barricade



Range Commands

- Official Range Commands: will be given as such:



Stage 1

- This stage is at a distance of 7 yards, 12 rounds with 1 reload, standing, double action with a two handed grip. The time limit is 25 seconds.
- Shooters, at this time prepare 2 magazines or speedloaders with 6 rounds apiece.
- Is the line ready on the left? Ready on the right?
- Shooters at this time load and make ready.
- Is the line ready on the left? Ready on the right?
- The firing line is ready.
- 12 rounds, 25 seconds.
- Shooters, watch your targets.
- “Fire”
- “Cease Fire”
- Shooters, at this time assume the low ready position with the slide locked open or the cylinder open for inspection by the Range Officer.
- Shooters, after acknowledgement from a Range Officer, holster a safe firearm.
- Is the line clear on the left? Clear on the right?
- The line is clear, at this time retrieve your magazines or speed-loaders, and insure that your target is at the distance of 15 yards.

Stage 2

- This stage is at a distance of 15 yards, 12 rounds with 1 reload, standing, double action with a two handed grip. The time limit is 25 seconds.
- Shooters, at this time prepare 2 magazines or speedloaders with 6 rounds apiece.
- Is the line ready on the left? Ready on the right?
- Shooters at this time load and make ready.
- Is the line ready on the left? Ready on the right?
- The firing line is ready.
- 12 rounds, 25 seconds.
- Shooters, watch your targets.
- “Fire”
- “Cease Fire”
- Shooters, at this time assume the low ready position with the slide locked open or the cylinder open for inspection by the Range Officer.
- Shooters, after acknowledgement from a Range Officer, holster a safe firearm.
- Is the line clear on the left? Clear on the right?
- The line is clear, at this time retrieve your magazines or speedloaders, and insure that your target is at the distance of 25 yards.

Stage 3

- This stage is at a distance of 15 yards, 18 rounds with 2 reloads. You will start from the low ready position; at the signal you will assume the kneeling position. The first 6 rounds will be kneeling, with a two-handed strong side grip. The next 6 rounds will be standing to the left side of the barricade, supported or unsupported, firing with the left hand. The final 6 rounds will be standing to the right side of the barricade, supported or unsupported, firing with the right hand. Remember to transition to the new position before reloading. The time limit is 60 Seconds. You may fire single or double action.
- Shooters, at this time prepare 3 magazines or speedloaders with 6 rounds apiece.
- Is the line ready on the left? Ready on the right?
- Shooters at this time load and make ready.
- Is the line ready on the left? Ready on the right?
- The firing line is ready.
- 18 rounds, 60 seconds.
- Shooters, watch your targets.
- “Fire”
- “Cease Fire”
- Shooters, at this time assume the low ready position with the slide locked open or the cylinder open for inspection by the Range Officer.
- Shooters, after acknowledgment from a Range Officer, holster a safe firearm.
- Is the line clear on the left? Clear on the right?
- The line is clear, at this time retrieve your magazines or speedloaders.

Stage 4

- This stage is at a distance of 25 yards, 6 rounds, standing, double action with a two handed grip. The time limit is 12 seconds.
- Shooters, at this time prepare 1 magazine or speedloader with 6 rounds.
- Is the line ready on the left? Ready on the right?
- Shooters at this time load and make ready.
- Is the line ready on the left? Ready on the right?
- The firing line is ready.
- 6 rounds, 12 seconds.
- Shooters, watch your targets.
- “Fire”
- “Cease Fire”
- Shooters, at this time assume the low ready position with the slide locked open or the cylinder open for inspection by the Range Officer.
- Shooters, after acknowledgement from a Range Officer, holster a safe firearm.
- Is the line clear on the left? Clear on the right?
- The line is clear, at this time retrieve your magazines or speedloaders, and proceed to the scorekeeping area.

National Competition Standards



- Once the command to **FIRE** has been given, anything dropped to the ground becomes null and void. No participant or Range Officer shall retrieve anything from the ground until firing has concluded, the range is clear, and the command to do so is given.

National Competition Standards

- In the event that any Range Officer or any shooter observes an immediate safety hazard on the range, the command to “**Cease Fire**” shall be immediately given by the person observing the hazard. Upon hearing the command to “**Cease Fire,**” all shooters shall immediately halt firing and assume the low ready position until further instructed by the Range Safety Officer.

National Competition Standards

- **Alibis**: Only safety related alibis will be allowed as determined by the Range Master.
- Firearm failures or ammunition malfunctions do not qualify as a safety related alibi.
- **Challenges**: When a shooter feels that a shot, either his/her own or that of another shooter, has been improperly evaluated or scored, the shooter may post a \$5.00 challenge fee. The final decision rests with the Range Master, who, if deciding in favor of the challenger, shall refund the challenge fee. If the ruling is against the challenger, no refund is in order and the challenge fee shall be posted to the general account of the Conference.

National Competition Standards

- **Scoring**: The following scoring procedures will be allowed:
 - A. The Range Master will make provisions for scoring of the targets by independent judges. In any case, once firing is completed, a competitor shall not handle his/her own target until it has been scored, inspected and signed by the competitor, and the score is recorded.





National Competition Standards

- B. Shooters who declare they are a 90% shooter (can shoot a 432+ score) and are certified at a Regional Conference or by a chapter advisor may request two (2) targets. If two targets are requested, the second target will replace the first target after the 15 yard stage.
- C. Early or late shots: A ten (10) point deduction for an early or late shot will be recorded by the Range Officer on the shooter's target or scorecard. A second early or late shot will result in disqualification.
- D. A ten (10) point deduction will also be made for each shot fired in violation of procedures. The deduction will be noted by the Range Officer on the competitor's target or scorecard. (Examples: firing single-action during a double-action stage, right-handed instead of left-handed where specified, etc.)



National Competition Standards

E. Bullet holes must meet the line of the scoring ring to receive the next highest value.



National Competition Standards

- Bullet holes not meeting the line of the scoring ring will receive the lower value.



National Competition Standards

- F. Tie scores will be broken with the number of 10's, 9's, 8's and 7's after the "X" tie breaker fails. Should this also result in a tie, where an award placement is at stake, the ties will be broken by the highest number of 9's, if still a tie, the highest number of 8's, if still a tie, the highest number of 7's.
- G. **Excessive Hits**: If more than the required number of holes (48) appears in a shooter's target, the shooter will be given the option of firing the course over or having the highest points for each of the number of excess hits subtracted from the shooter's total score.

National Competition Standards

- **Team Shooting**: Teams will consist of three (3) members. Team members need not fire together. One target/score will be used for both team and individual scores. No competitor may fire as a member of more than one team. Team members need not be from the same chapter or the same classification, although teams will be classified by the highest division represented. These “pick-up” teams must select one chapter to represent, for the purpose of scoring for the Sweepstakes Award.

Set up of the Range

- The setup of the shooting range is individual to each competition location.
- The typical range will include, but is not limited to:
 1. A registration area where liability waivers can be checked and signatures verified for each individual shooter.
 2. A firearms/ammunition inspection area where firearms will be checked for functionality and firearms and ammunition can be checked for specifications listed in the competition rules and regulations
 3. A staging area where individual shooters will await their prompt arrival onto the firing line.
 4. The firing line where shooters will complete the 4 stages of the competition.
 5. A scoring area where targets are to be stored and scoring can be calculated.

Questions?

